



RiskIQ i3:

COVID-19 Daily Update

05/06/2020

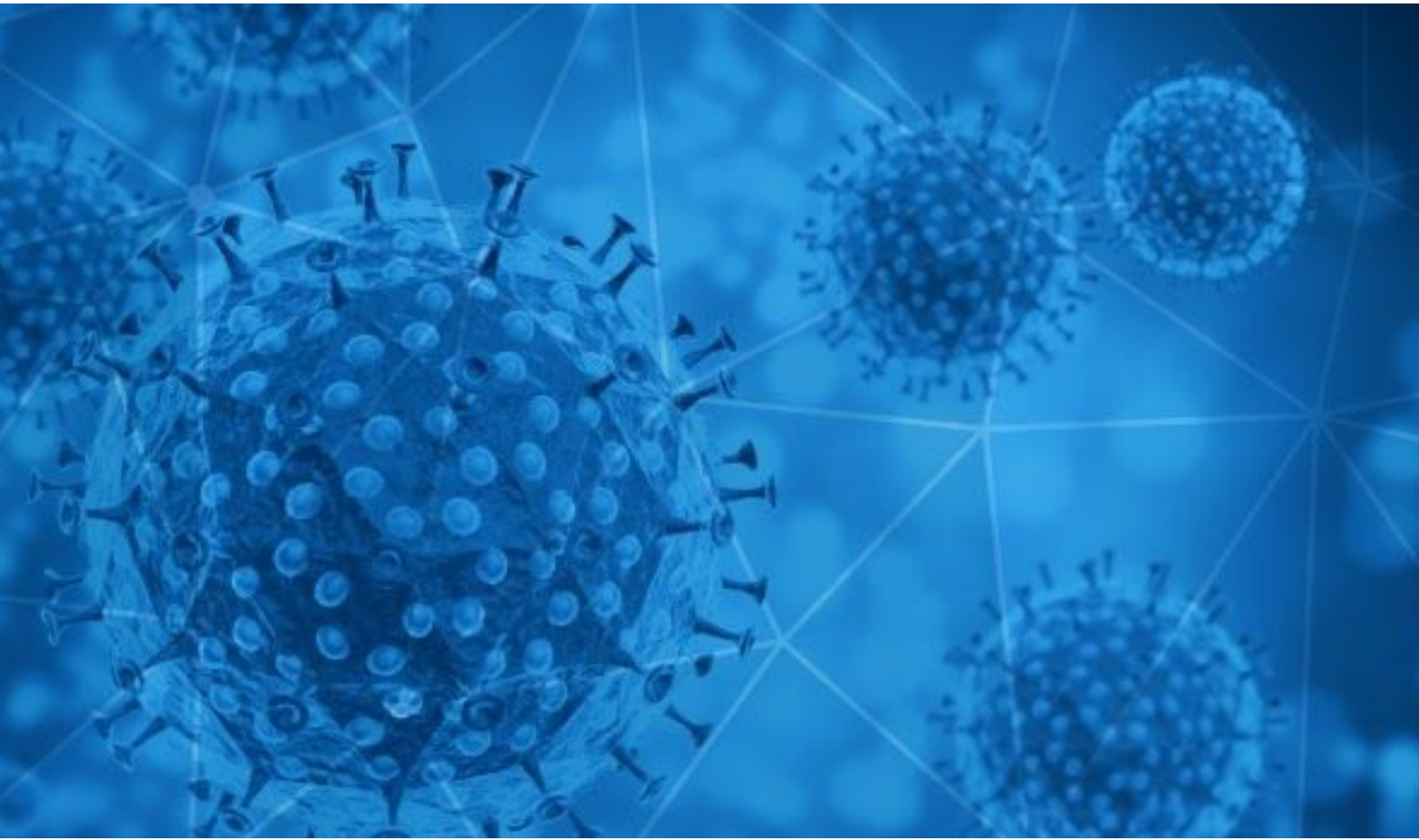


Table of Contents

| | |
|--|-----------|
| Methodology | 3 |
| Disclaimer | 3 |
| Noteable Events in the Past 24 Hours | 4 |
| Digital Exploitation | 5 |
| COVID-19 Email Spam Statistics | 6 |
| COVID-19 Host, Domain, and Mobile App Tracking | 11 |
| Facts and Figures at a Glance | 12 |
| Global | 12 |
| U.S. | 12 |
| Highest COVID-19 Case Count: U.S. | 12 |
| Stay-At-Home/Shelter-In-Place Orders | 13 |
| Governmental Guidance | 14 |
| State & Local Governments | 14 |

Methodology

The information provided in this report is limited to open source and publicly available data discovered through standard, commonly known browsing techniques and keyword searches. To provide efficient results, RiskIQ may use websites that require payment in exchange for aggregation of data that is otherwise publicly available without payment and could be obtained by anyone accessing the correct sites or engaging the correct third parties to obtain the information. Information presented in this report is cross-checked against multiple sources for full verification; however, some assessments and conclusions are based on incomplete information and represent the RiskIQ analyst's judgment based on patterns and data available.

Disclaimer

The information provided in this report is "as-is" and Customer acknowledges and agrees that RiskIQ makes no representation or warranty, express or implied, as to the accuracy or completeness of the information. Customer agrees that RiskIQ shall not have any liability resulting from Customer's use of this information.

Noteable Events in the Past 24 Hours

Virginia Governor Ralph Northam ordered [non-essential businesses to remain closed](#) and the state could possibly begin a phased reopening plan as soon as next week. Phase one could last two to four weeks or longer. Phase one would see a branding shift from “stay at home” to “safer at home”, and would also limit social gatherings to ten people or less, encourage social distancing and telework, and encourage residents to wear face masks.

Workplaces, from factories to offices, are evaluating ways to safely resume operations as stay-at-home orders around the nation are eased. Many of these workplaces are looking at [surveillance technology](#) as a way to monitor employee activity and reduce the risk of a virus breakout. Some workplaces may utilize thermal imaging cameras to track body temperatures, while other environments may use phone apps that track employee movements and contacts. Some experts warn that companies do not have an incentive to remove the surveillance tools after the pandemic ends.

The [national meat shortage](#) is now affecting some restaurants around the country. Around 18% of Wendy’s 5,500 franchise locations are not serving hamburgers or other meat-based products as the locations struggle to secure meat shipments. Analysts at Stephens, a financial services firm, noted that Wendy’s may be more susceptible to meat shortages than other fast food restaurants because of its reliance on fresh beef.

President Trump on Wednesday said the COVID-19 [task force would remain in place](#), but with a focus on medical treatments and reopening businesses. Trump suggested the task force could see a personnel shakeup, adding or removing members “as appropriate.”

ADP released a report showing [20.2 million private sector jobs](#) were lost in April, marking the worst monthly showing in the report’s history. The report only covered losses up to 04/12/2020, meaning the current numbers are likely much worse. The Bureau of Labor Statistics (BLS) will release its official jobs report on Friday. Erica Groshen of Cornell University said she expects unemployment to exceed 16% in the BLS report—the highest since the Great Depression.

Scientists at University College London’s Genetics Institute [studied samples](#) from more than 7,500 individuals infected with COVID-19, and found almost 200 recurrent genetic mutations of SARS-CoV-2. The finding suggests the virus has been around since late 2019 and began circulating globally during that time frame. In a separate study, researchers at Britain’s University of Glasgow found that there is only one strain of the virus, contradicting earlier work suggesting there were two different strains.

Digital Exploitation

Research conducted by Coveware indicates that ransomware threat actors continue to take advantage of the economic and workplace disruptions caused by COVID-19. Compared with Q4 in 2019, the [average ransomware payment](#) has increased by 33%, totaling \$111,605.

[Fresenius Group](#), Europe's largest private hospital operator and major provider of dialysis products globally, was the victim of a likely "Snake" ransomware attack, a new strain of ransomware targeting entire networks rather than individual machines. Fresenius' spokesperson noted that "while some functions within the company are currently limited, patient care continues." However, Fresenius provides nearly 40% of dialysis products in the United States and the attack's impact on dialysis product lines is unclear. COVID-19 causes many patients to experience kidney failure and has created a shortage of dialysis machines and supplies.

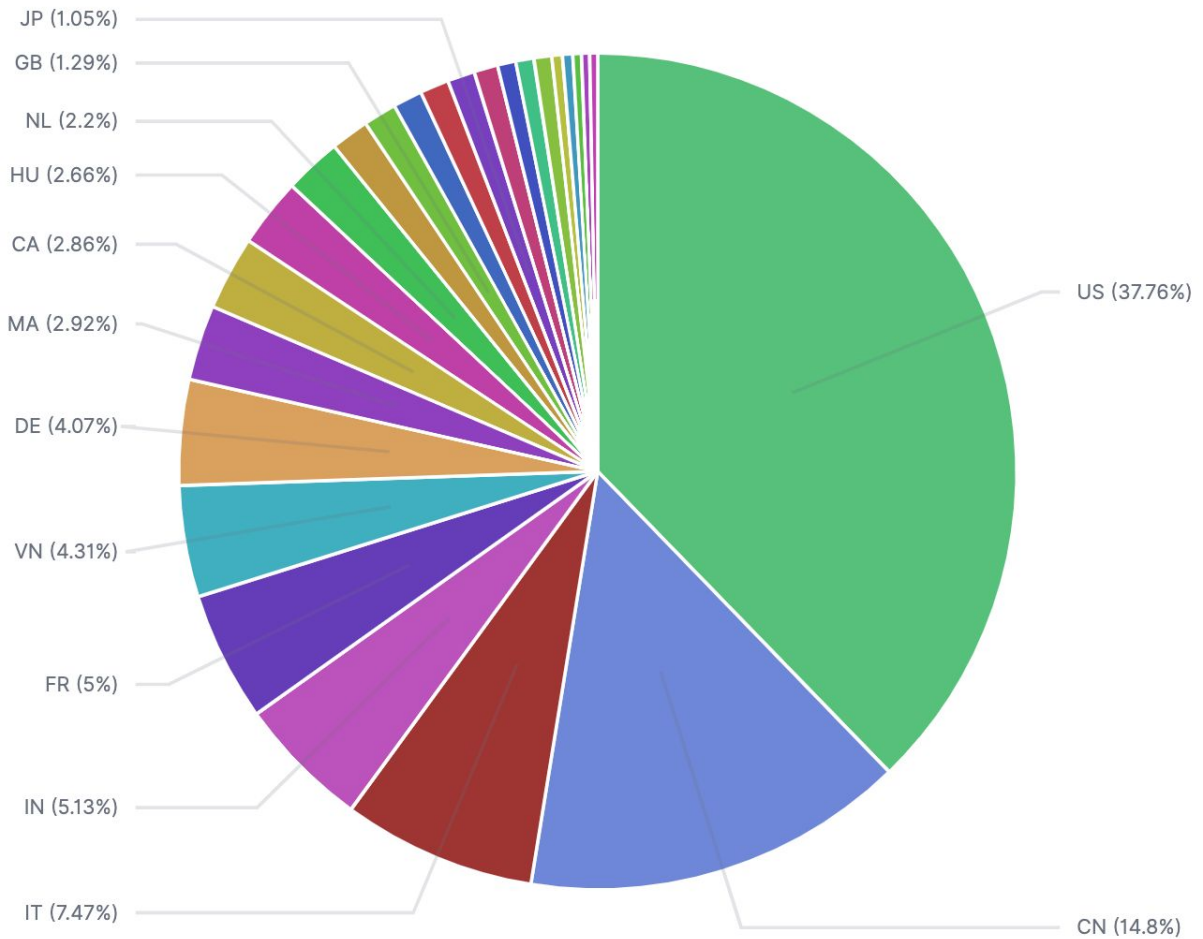
Hackers have deployed a coronavirus themed mobile app using an existing version of Android [screen-locking malware SLocker](#). The Uzbek-language app called "Koronavirus haqida" or "About Coronavirus" locks the phone and demands a ransom payment to restore functionality. Researchers at Bitdefender say the app has been targeting users in Ukraine, Russia, Kazakhstan, Turkmenistan, India, and North Africa.

New Blacklist Data

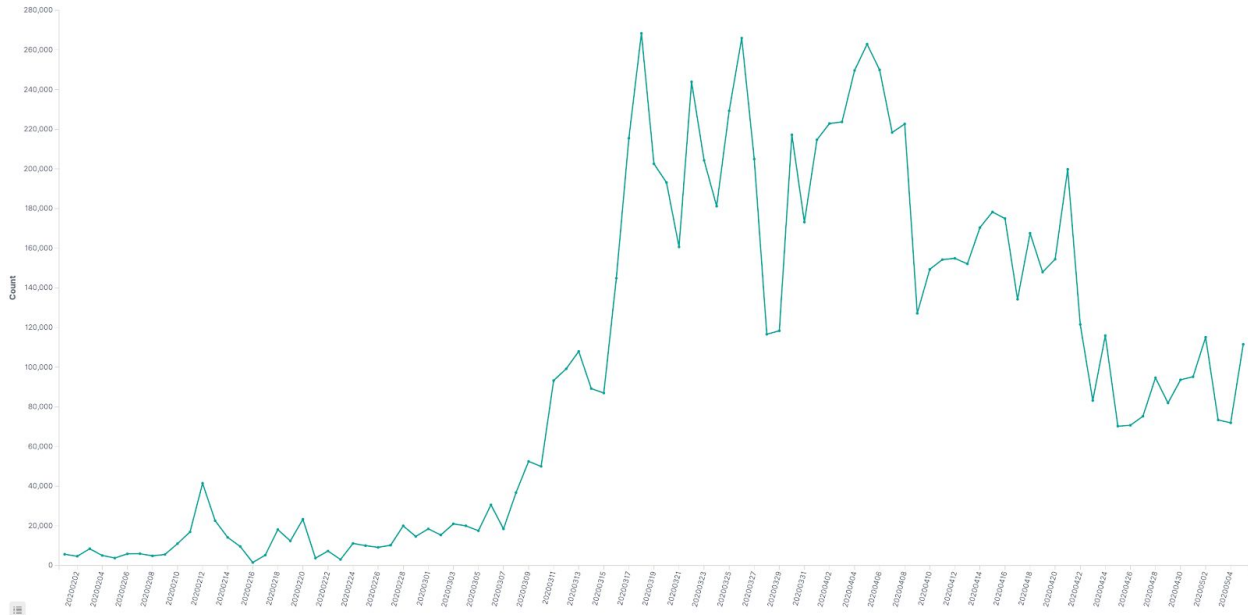
[https://manboobhelp\[.\]com/DEPOSIT/COVID-19%20/](https://manboobhelp[.]com/DEPOSIT/COVID-19%20/)

COVID-19 Email Spam Statistics

RiskIQ analyzed its spam box feed for the time period of 05/05/2020-05/06/2020. During this period, RiskIQ analyzed 111,542 spam emails containing either “*corona*” or “*covid*” in the subject line. There were 10,472 unique subject lines observed during the reporting period. The spam emails originated from 6,985 unique sending email domains and 10,340 unique SMTP IP Addresses. Analysts identified 452 emails which sent an executable file for Windows machines.



Spam emails by country of origin



Spam emails by volume since February 1, 2020

Top 25 Subjects

1. 14,399 - Höchstmöglicher Schutz vor Corona
2. 6,057 - URGENT REPLY ON INESTMENT FUND-ON COVID-19
3. 3,798 - Tell us how was your last flight with AirCanada before CoronaVirus?
4. 3,600 - Welche Maske sollten Sie gegen das Coronavirus tragen? Hier die Informationen und alles Wissenswerte
5. 3,470 - The Corona Letter: When promise comes with a patent
6. 2,994 - redacted@threatwave.com, Collect ""COVID-19"" Aid Now
7. 2,584 - Similarities and differences – COVID-19 and influenza
8. 2,545 - COVID-19: BITPRIME INVESTMENT UPDATE
9. 2,543 - How are COVID-19 and influenza viruses different?
10. 2,539 - How are COVID-19 and influenza viruses similar?
11. 2,536 - What medical interventions are available for COVID-19 and influenza viruses?
12. 2,235 - Polizza sanitaria con copertura COVID-19
13. 1,799 - Standard Bank Approved-COVID-19-Financial Relief Funds
14. 1,719 - MiSeguro - Insumos Covid-19 Despachos a Todo Chile
15. 1,516 - COVID19 Offer -85%
16. 1,514 - Covid-19 relief loan...
17. 1,408 - Re: COVID 26
18. 1,378 - Covid19 Pending Orders
19. 1,298 - Check out ""Dave East Affiliate Kiing Shooter Dies From Coronavirus / Covid 19"" on Wane Enterprises
20. 1,070 - GOODNEWS AND URGENT REPLY ON INESTMENT FUND-ON COVID-19
21. 966 - Offerta Dedicata ai lavoratori impegnati alla lotta contro il Covid-19
22. 917 - The COVID-19 Response Fund
23. 847 - Test COVID-19 . Aprobados por el ISP
24. 718 - America Online Coronavirus (COVID-19) Relief Fund

25. 698 - when school open up during covid 19

Top 10 IP Addresses

1. 8,598 - 96.9.245.87
2. 6,619 - 36.5.144.84
3. 3,863 - 103.99.2.141
4. 3,574 - 183.160.215.117
5. 3,264 - 185.8.50.173
6. 2,994 - 81.192.231.96
7. 2,545 - 198.102.14.18
8. 2,055 - 172.245.21.195
9. 1,719 - 167.99.191.76
10. 1,514 - 82.102.95.84

Top 10 Domains (RDNS)

1. 6,092 - quichst[.]scholaronline[.]biz
2. 3,264 - host173-50-8-185[.]static[.]arubacloud[.]fr
3. 2,994 - adsl-96-231-192-81[.]adsl2[.]iam[.]net[.]ma
4. 2,545 - server[.]unsubscribeasap[.]com
5. 2,506 - tinydeal[.]com
6. 2,055 - gdeb[.]com
7. 1,514 - mail[.]digitalheritagelab[.]eu
8. 1,378 - 171-141-44-64-[.]reverse-dns
9. 1,321 - dailysavingfinder4[.]club
10. 1,285 - gmailcom[.]website

Top Subjects Containing Attachments with Executable Files for Windows Machines (PE/EXEs)

1. 441 - SOLICITUD DE COTIZACIÓN DE SERVICIO DE PRUEBA RÁPIDA Y / O MOLECULAR Y LECTURA DE RESULTADOS COVID-19
2. 5 - Bản sao thanh toán bị trì hoãn do Covid-19
3. 3 - Coronavirus Job Retention Scheme – first payments now being made
4. 2 - Important Notice to Our Corporate Clients & Partners - COVID -19
5. 1 - PLEASE READ THIS AND SAVE LIVES (COVID-19)

Top Countries Sending SPAM - Covid/Coronavirus Contained in Subjects (by Geolocation on SMTP IP Address)

- | | |
|--------------|--------------|
| 1. 38,895 US | 16. 1,085 JP |
| 2. 15,246 CN | 17. 947 HK |
| 3. 7,691 IT | 18. 726 BE |
| 4. 5,282 IN | 19. 718 AR |
| 5. 5,155 FR | 20. 707 ZA |
| 6. 4,435 VN | 21. 419 IE |
| 7. 4,193 DE | 22. 408 CL |
| 8. 3,003 MA | 23. 345 SE |
| 9. 2,943 CA | 24. 322 RO |
| 10. 2,744 HU | 25. 316 KR |
| 11. 2,271 NL | |
| 12. 1,519 CY | |
| 13. 1,324 GB | |
| 14. 1,161 ES | |
| 15. 1,152 BR | |

COVID-19 Host, Domain, and Mobile App Tracking

RiskIQ gathers data relating to newly-observed hosts and domains containing COVID-19, COVID19, or Coronavirus in the host or domain name and mobile apps containing COVID-19, COVID19, or Coronavirus in the title or description. A summary of data collected is contained in this section.

Domains and Hosts

Domains: 77,363

Hosts: 87,899

Hosts and Domains with Potential Mail Servers: 287

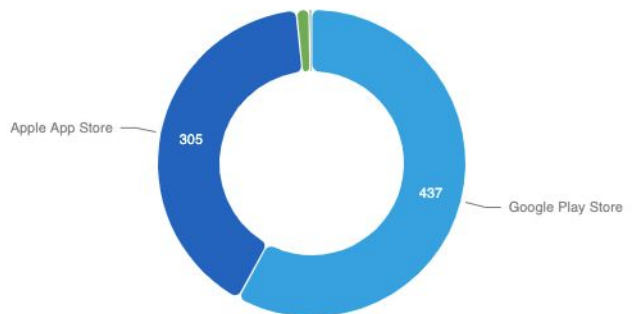
Email-Capable Domains and Hosts: 27,925

Live Hosts and Domains Not Parked: 35,558

Mobile Apps

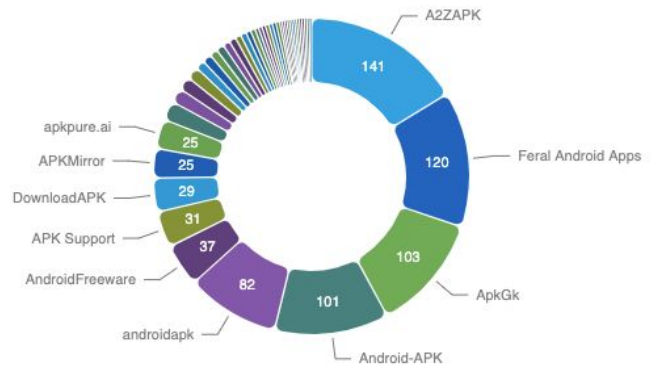
1. Apps in Official Stores: 752
 (See Graph)
 - a. Google Play Store: 437
 - b. Apple App Store: 305
 - c. Windows Phone: 9
 - d. Amazon: 1

Apps on Official Stores



2. Apps in Secondary/Hybrid Stores: 820 (See Graph)

Apps on Secondary and Hybrid Stores by store



3. Blacklisted Mobile Apps by Store Type:
 - a. Secondary: 32
 - b. Hybrid: 1
 - c. Official: 1

Facts and Figures at a Glance

Data is from [Johns Hopkins Coronavirus Resource Center](#).

Global

Total Cases: 3,685,129
Total Fatalities: 258,051
Countries w/ Confirmed Cases: 187

U.S.

Total Tests Conducted: 7,544,328
Total Cases: 1,204,475
Total Fatalities: 71,079
Jurisdictions Reporting Cases: 54 (50 states, District of Columbia, Puerto Rico, Guam, and U.S. Virgin Islands)

Highest COVID-19 Case Count: U.S.

States

1. New York: 321,192
2. New Jersey: 130,593
3. Massachusetts: 70,271

Counties

1. New York City (NY): 176,874
2. Cook County (IL): 45,223
3. Nassau County (NY): 37,152
4. Suffolk County (NY): 35,275
5. Westchester County (NY): 30,240
6. Los Angeles County (CA): 27,836
7. Wayne County (MI): 17,391
8. Bergen County (NJ): 16,460
9. Philadelphia County (PA): 16,410
10. Hudson County (NJ): 16,099

Stay-At-Home/Shelter-In-Place Orders

Note: States followed by an asterisk (*) have allowed their orders to expire. Please see the updated link for each state including restrictions following the expiration of stay-at-home orders.

| State | Start | End | State | Start | End |
|-------------------------------|-------|-------|--------------------------------|-------|-------|
| California | 03/19 | TBD | Montana* | 03/28 | 04/24 |
| Illinois | 03/21 | 05/30 | Rhode Island | 03/28 | 05/08 |
| New Jersey | 03/21 | TBD | Alaska* | 03/28 | 04/21 |
| New York | 03/22 | 05/15 | Kansas* | 03/30 | 05/03 |
| Connecticut | 03/23 | 05/20 | North Carolina | 03/30 | 05/08 |
| Kentucky | 03/23 | TBD | Maryland | 03/30 | TBD |
| Louisiana | 03/23 | 05/15 | Virginia | 03/30 | 06/10 |
| Ohio | 03/23 | 05/29 | Arizona | 03/31 | 05/15 |
| Oregon | 03/23 | TBD | Tennessee* | 03/31 | 04/30 |
| Washington | 03/23 | 05/31 | Washington, DC | 04/01 | 05/15 |
| Delaware | 03/24 | 05/15 | Nevada | 04/01 | 05/15 |
| Indiana* | 03/24 | 05/01 | Pennsylvania | 04/01 | 05/08 |
| Michigan | 03/24 | 05/15 | Oklahoma* | 04/01 | 04/30 |
| New Mexico | 03/24 | 05/15 | Texas* | 04/02 | 04/30 |
| Massachusetts | 03/24 | 05/18 | Maine | 04/02 | 05/31 |
| West Virginia | 03/24 | TBD | Florida* | 04/03 | 05/04 |
| Hawaii | 03/25 | 05/31 | Georgia* | 04/03 | 04/30 |
| Wisconsin | 03/25 | 05/26 | Mississippi* | 04/03 | 04/27 |
| Vermont | 03/25 | 05/15 | Alabama* | 04/04 | 04/30 |
| Idaho* | 03/25 | 04/30 | Missouri* | 04/06 | 05/03 |
| Colorado* | 03/26 | 04/26 | South Carolina | 04/07 | TBD |
| Minnesota | 03/27 | 05/18 | | | |
| New Hampshire | 03/27 | 05/31 | | | |

Governmental Guidance

State & Local Governments

California

As of 05/06/2020, California has 58,685 confirmed cases of COVID-19 and 2,388 fatalities. On Tuesday—Governor Gavin Newsom [criticized](#) two Northern California counties, Yuba and Sutter counties, that defied guidance and have begun to reopen. The counties have reopened restaurant dining rooms, gyms, hair salons, and shopping malls in their area. The rural counties combined have a total of 50 total reported cases of COVID-19 and three deaths as opposed to the 9,118 cases in the Bay Area.

Illinois

As of 05/06/2020, Illinois has 65,889 confirmed cases of COVID-19 and 2,834 fatalities. Governor J.B. Prizker [announced](#) a five-phase plan to reopen Illinois as the COVID-19 pandemic begins to slow. The plan allows regions within the state to operate independently from others, allowing for movement through the phases to be different from other regions.

New York

As of 05/06/2020, New York has 321,192 confirmed cases of COVID-19 and 25,124 fatalities. On Monday, Health Department officials [released new statistics](#) that claimed more than 1,600 previously undisclosed deaths were reported at nursing homes in N.Y. Nursing home fatalities account for around 25 percent of the state's fatalities.

Texas

As of 05/06/2020, Texas has 33,912 confirmed cases of COVID-19 and 925 fatalities. Governor Greg Abbott [announced](#) beginning Friday, 05/08/2020, hair and nail salons will reopen in Texas, and on 05/18/2020, gyms and manufacturing plants will be allowed to reopen.

Washington, DC

As of 05/06/2020, the Washington, D.C. region has a total of 52,696 confirmed cases of COVID-19, with 27,117 in Maryland, 20,257 in Virginia, and 5,322 in the District of Columbia. Maryland has 1,390 fatalities, Virginia has 713 fatalities, and the District of Columbia has 264 fatalities. Virginia Governor Ralph Northam [stated](#) he expects to begin easing restrictions after 05/14/2020, the newly extended business shut down date in Virginia.

End Report