



RiskIQ i3:

COVID-19 Daily Update

05/12/2020

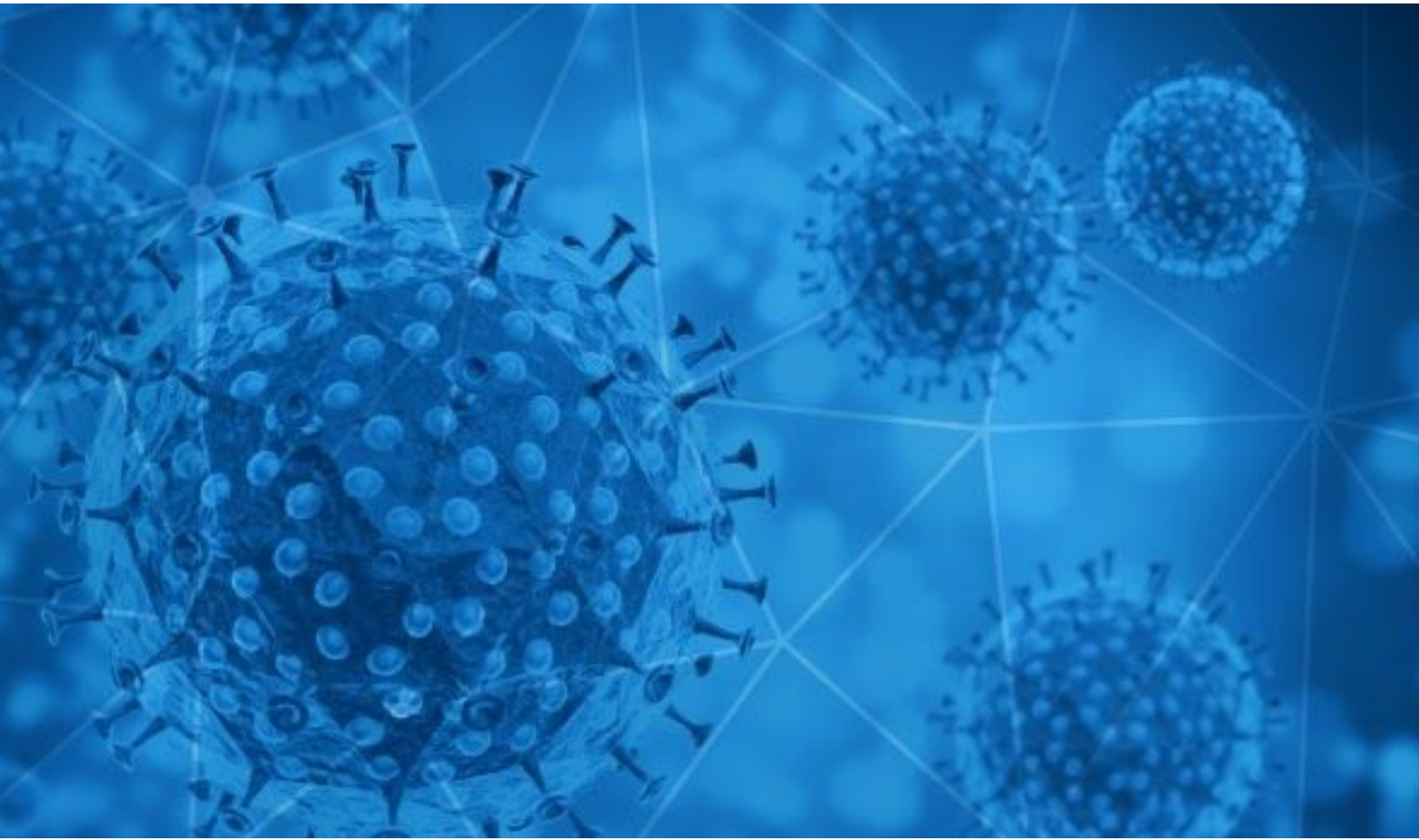


Table of Contents

Methodology	3
Disclaimer	3
Notice	4
Notable Events in the Past 24 Hours	5
Digital Exploitation	6
COVID-19 Email Spam Statistics	8
COVID-19 Host, Domain, and Mobile App Tracking	13
Facts and Figures at a Glance	14
Global	14
U.S.	14
Highest COVID-19 Case Count: U.S.	14
Stay-At-Home/Shelter-In-Place Orders	15
Governmental Guidance	16
State & Local Governments	16

Methodology

The information provided in this report is limited to open source and publicly available data discovered through standard, commonly known browsing techniques and keyword searches. To provide efficient results, RiskIQ may use websites that require payment in exchange for aggregation of data that is otherwise publicly available without payment and could be obtained by anyone accessing the correct sites or engaging the correct third parties to obtain the information. Information presented in this report is cross-checked against multiple sources for full verification; however, some assessments and conclusions are based on incomplete information and represent the RiskIQ analyst's judgment based on patterns and data available.

Disclaimer

The information provided in this report is "as-is" and Customer acknowledges and agrees that RiskIQ makes no representation or warranty, express or implied, as to the accuracy or completeness of the information. Customer agrees that RiskIQ shall not have any liability resulting from Customer's use of this information.

Notice

RiskIQ will be changing the format and frequency of the COVID-19 Daily Update beginning Friday, 05/15/2020. The report will be released every Friday rather than every day. The report will compile the week's major stories and events and present them in the Notable Events and Digital Exploitation sections. RiskIQ has established a microsite for COVID-19 coverage, located at <https://www.riskiq.com/covid19-cybersecurity/>. Thank you for your continued readership.

Notable Events in the Past 24 Hours

An undisclosed coronavirus task force document highlighted that [new cases are increasing](#) in different regions of the country despite White House assurances that “ throughout the country, the numbers are coming down rapidly.” The 05/07/2020 report showed surges of 72.4% or greater over the seven day reporting period compared to the previous week.

The Broadway League, a trade organization representing theater owners and producers, announced that New York City’s [Broadway will remain closed](#) through at least 09/06/2020. Broadway has been closed since 03/12/2020, and the exact reopening date remains unclear. The continued closure of Broadway, which contributed \$14.7 billion to the city’s economy during the 2018 to 2019 season, will have a noticeable effect on the city’s revenue.

A new [CDC report](#) released on Monday assessed that the pandemic has killed thousands more in New York City than official numbers indicate. The study found 24,172 more people died than usual between 03/11/2020 and 05/02/2020, suggesting those deaths were likely related to the novel coronavirus or circumstances caused by the outbreak.

New York City’s Office of Chief Medical Examiner is not performing widespread [post-mortem testing](#) on people who have died at home, but will conduct interviews with surviving family members to identify possible indicators of disease in individuals prior to their deaths. Other states’ medical examiners are conducting post-mortem testing in individuals who are determined to be “Covid-probable.”

Officials in Northern Virginia are asking Virginia Governor Ralph Northam to reconsider allowing [businesses to reopen](#) in the state’s five largest localities. The officials said that Northern Virginia has still not met the guidelines for a safe reopening.

Dr. Anthony Fauci said he plans to tell members of the Senate that opening the country up too early would cause [“needless” deaths](#). Fauci warned that skipping over the checkpoints in guidelines to reopen America would lead to unnecessary deaths and suffering, and that such a move would set back efforts to get the country back to normal.

Germany’s Federal Intelligence Service (BND) said [China pressured the WHO](#) to delay a global warning about the novel coronavirus, and asked the organization to hold back information on human-to-human transmission. BND estimated that China cost the world four to six weeks to fight the virus.

Digital Exploitation

Reuters reported on 8 May that [Gilead Sciences](#), the U.S. drugmaker whose antiviral remdesivir has shown promise for treating coronavirus, has in recent weeks been targeted by hackers tied to Iran. Reuters was unable to determine if any of the attempts were successful and Gilead declined to comment, citing a company policy not to discuss cybersecurity matters.

The U.S. trucking industry is anticipating a surge in [cyberattacks against commercial carriers](#). The nation's reliance on the sector coupled with its large financial footprint make it an attractive target to cyber criminals. However, trucking is even more vulnerable in the work-from-home era when all back-office staff, who typically have weak IT policies to begin with, are now logging in from possibly unprotected home routers and navigating a virtual world with increasing levels of COVID-19-related phishing emails and texts.

In an effort to slow the spread of pandemic-related disinformation, [Twitter](#) will begin displaying labels and warnings on tweets containing false information about COVID-19. Twitter will assess tweets based on a scale measuring propensity for harm and provide a link encouraging readers to "Get the facts about COVID-19" from public health authorities.

[Singapore's SafeEntry contact-tracing surveillance program](#) goes into effect today. Anyone visiting a wide range of locations will need to check-in with either a form of ID or by scanning a QR code on their smartphones. Businesses failing to check-in visitors or customers risk penalties. Recorded SafeEntry data includes names, IDs, phone numbers, as well as times of entry and exit, sparking concerns over surveillance and privacy.

New Blacklist Data

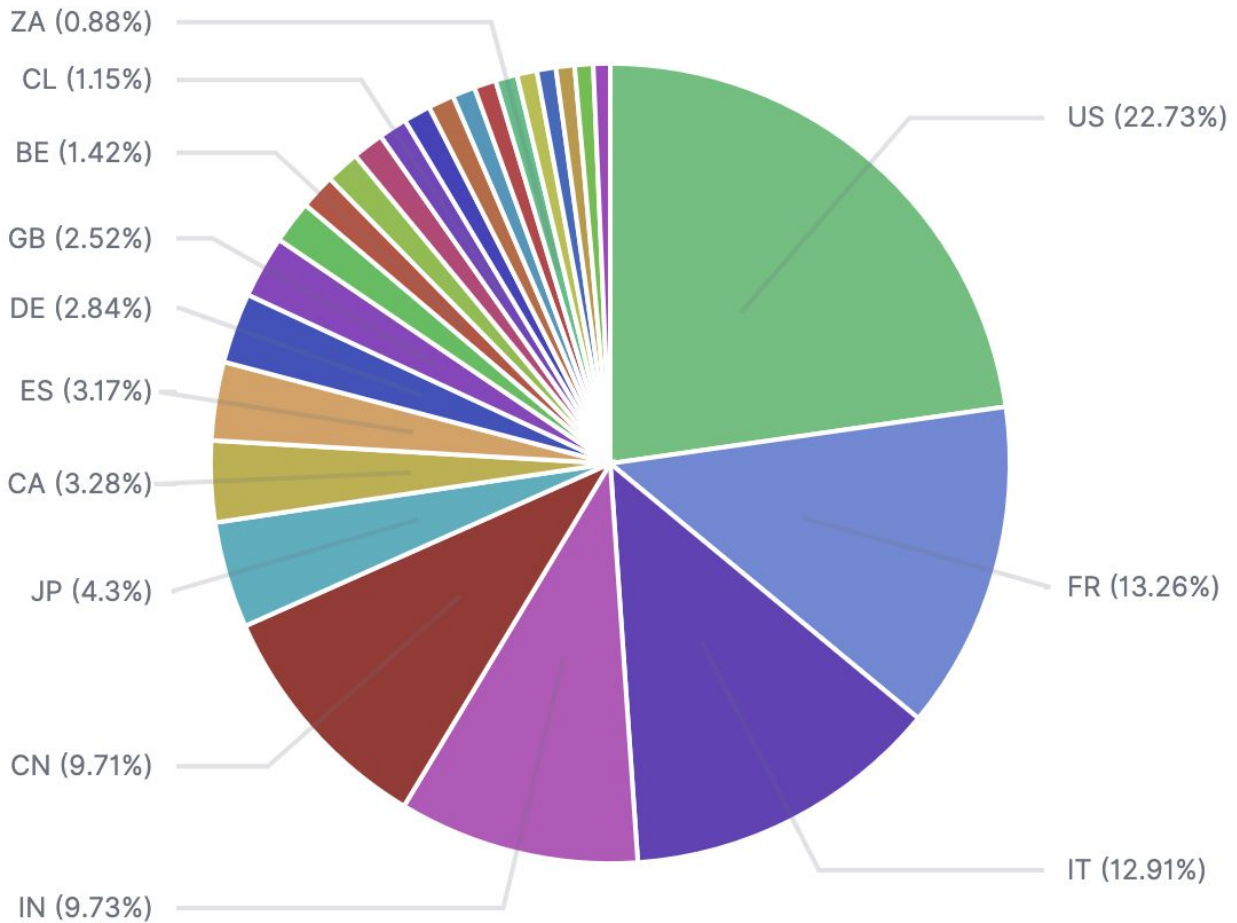
hxxps://covid-192[.]godaddysites[.]com/

hxxp://ibbigov[.]in/covid-19/signin/home/

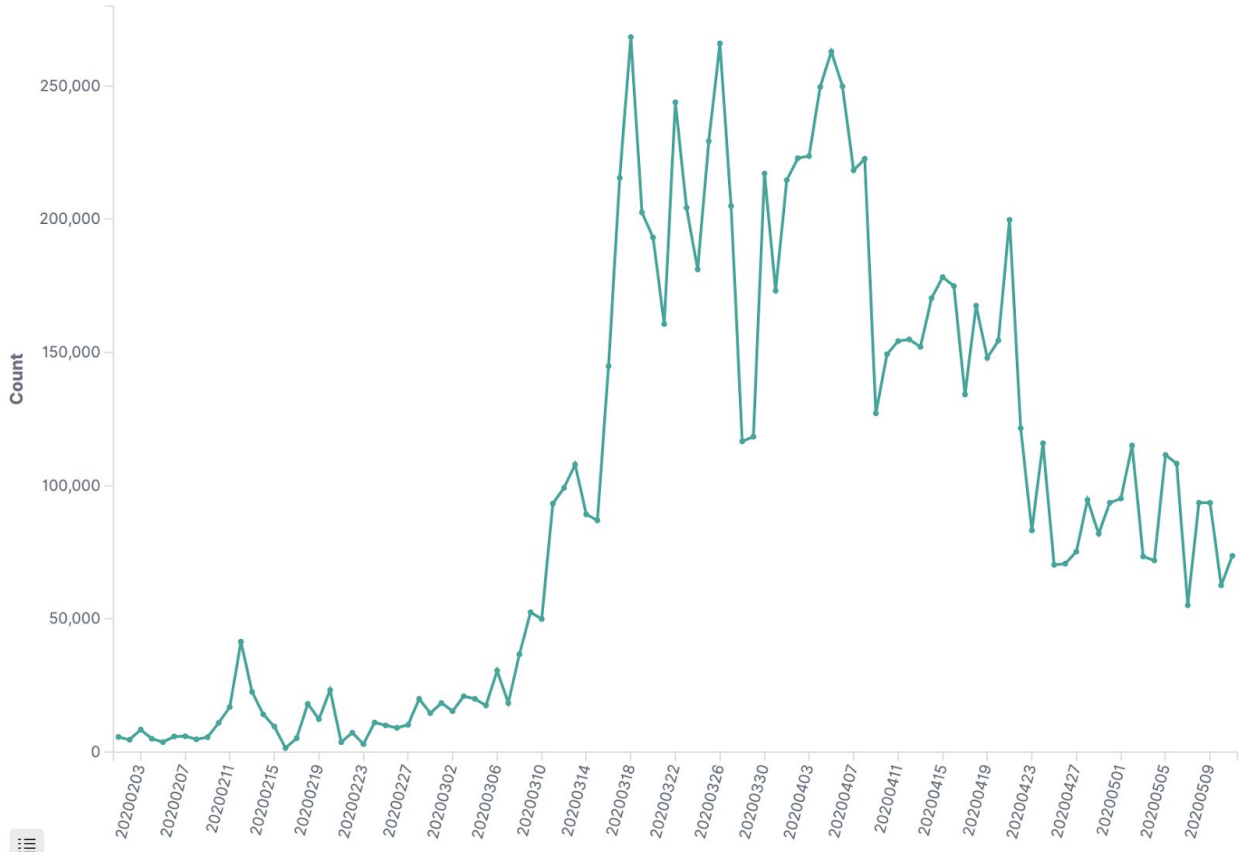
hxxp://update[.]covid-19-go-id-covid-19-go-id[.]com/

COVID-19 Email Spam Statistics

RiskIQ analyzed its spam box feed for the time period of 05/11/2020-05/12/2020. During this period, RiskIQ analyzed 73,661 spam emails containing either “*corona*” or “*covid*” in the subject line. There were 8,886 unique subject lines observed during the reporting period. The spam emails originated from 7,324 unique sending email domains and 8,782 unique SMTP IP Addresses. Analysts identified 80 emails which sent an executable file for Windows machines.



Spam emails by country of origin



Spam emails by volume since February 1, 2020

Top 25 Subjects

1. 7,419 - Paneles Divisorios Anti Covid para Atenci3n de Publico.
2. 6,269 - Offerta Dedicata ai lavoratori impegnati alla lotta contro il Covid-19
3. 3,455 - The Corona Letter: How prepared is India?
4. 1,933 - HCL Tech to hire 15,000 freshers amid COVID-19 | Top 3 internships for aspiring Data Scientists in India
5. 1,764 - Covid-19: Importantes dispositions vous concernant.
6. 1,259 - COVID-19 Relief Support Funds.
7. 1,169 - COVID19 Offer -85%
8. 1,139 - URGENT REPLY ON INESTMENT FUND-ON COVID-19
9. 1,129 - Re: Vanity upon Vanity, COVID -19
10. 912 - COVID-19 Response Fund
11. 718 - Защита на личните данни в условията на пандемията COVID- 19 - онлайн обучение
12. 611 - COVID-19 Stimulus Package Grant Beneficiary
13. 605 - Temporary Restrictions on Seat Assignments in Response to COVID-19／新型コロナウイルス肺炎感染拡大防止のためのご予約ご搭乗に関するお願い
14. 544 - CORONA-VIRUS DONATION
15. 535 - Sales: Face Mask, Gloves & COVID-19 Safety Kits
16. 513 - COVID-19 RELIEF MONEY
17. 479 - 7 richtlijnen voor gebruik van ventilatie en in coronatijden
18. 452 - Covid 19 Wohltätigkeitsfonds
19. 430 - COVID-19 update
20. 423 - Segunda fase líneas ICO Covid
21. 362 - Compensation Fund Covid-19>>>
22. 343 - Re: can we meet after covid19 reply here: <redacted>
23. 342 - COVID-19 Financial UPDATE!
24. 325 - Covid-19 Distress Sales
25. 322 - COVID - 19 Solidarity Response Fund for WHO - DONATE NOW

Top 10 IP Addresses

1. 2,358 - 51.77.33.44
2. 1,967 - 51.77.33.39
3. 1,926 - 219.65.84.187
4. 1,313 - 51.38.159.218
5. 1,259 - 106.184.52.46
6. 1,139 - 153.127.29.31
7. 1,092 - 51.38.157.47
8. 1,038 - 212.230.233.125
9. 912 - 185.8.212.35
10. 911 - 80.211.174.185

Top 10 Domains (RDNS)

1. 2,358 - ip44[.]ip-51-77-33[.]eu
2. 1,967 - ip39[.]ip-51-77-33[.]eu
3. 1,926 - mgw07[.]tbsl[.]in
4. 1,763 - sciencealert[.]com
5. 1,313 - ip218[.]ip-51-38-159[.]eu
6. 1,259 - 106-184-52-46[.]ipq[.]jp
7. 1,139 - ik1-412-38277[.]vs[.]sakura[.]ne[.]jp
8. 1,092 - ip47[.]ip-51-38-157[.]eu
9. 912 - 185[.]8[.]212[.]35[.]ip[.]uzinfocom[.]uz
10. 911 - srv185[.]venitas[.]lt

Top Subjects Containing Attachments with Executable Files for Windows Machines (PE/EXEs)

1. 59 - FONDOS DE ALIVIO DE COVID-19
2. 15 - DHL On Demand Delivery Ref: COVID 19 Palliative
3. 3 - Our assistance regarding COVID-19
4. 2 - Our Covid-19 proposal
5. 1 - URGENT TENDER#675320 (Covid19 kits)

Top Countries Sending SPAM - Covid/Coronavirus Contained in Subjects (by Geolocation on SMTP IP Address)

- | | |
|--------------|------------|
| 1. 15,124 US | 14. 847 AR |
| 2. 8,825 FR | 15. 767 CL |
| 3. 8,588 IT | 16. 731 BG |
| 4. 6,475 IN | 17. 698 GR |
| 5. 6,459 CN | 18. 611 PY |
| 6. 2,862 JP | 19. 590 NL |
| 7. 2,184 CA | 20. 586 ZA |
| 8. 2,110 ES | 21. 538 PL |
| 9. 1,890 DE | 22. 511 RU |
| 10. 1,678 GB | 23. 502 AU |
| 11. 1,157 BR | 24. 496 ID |
| 12. 947 BE | 25. 452 ZW |
| 13. 912 UZ | |

COVID-19 Host, Domain, and Mobile App Tracking

RiskIQ gathers data relating to newly-observed hosts and domains containing COVID-19, COVID19, or Coronavirus in the host or domain name and mobile apps containing COVID-19, COVID19, or Coronavirus in the title or description. A summary of data collected is contained in this section.

Domains and Hosts

Domains: 79,540

Hosts: 90,702

Hosts and Domains with Potential Mail Servers: 294

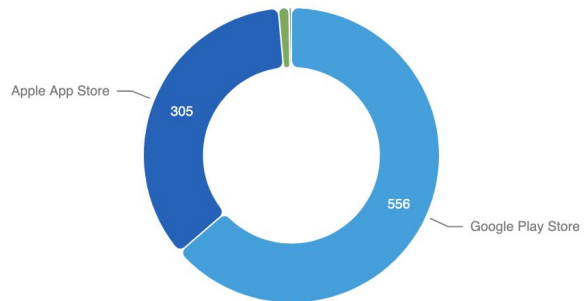
Email-Capable Domains and Hosts: 28,870

Live Hosts and Domains Not Parked: 36,105

Mobile Apps

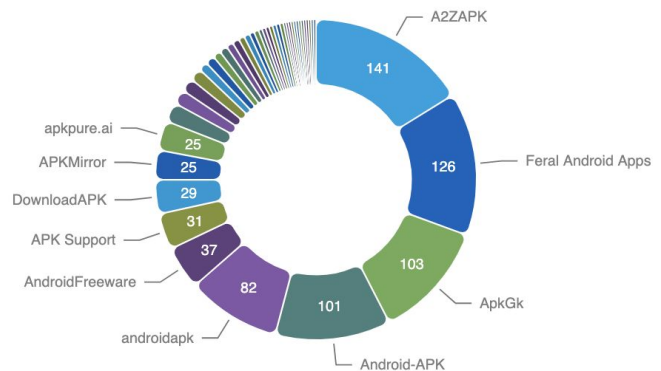
1. Apps in Official Stores: 871
 (See Graph)
 - a. Google Play Store: 556
 - b. Apple App Store: 305
 - c. Windows Phone: 9
 - d. Amazon: 1

Apps on Official Stores



2. Apps in Secondary/Hybrid Stores: 826 (See Graph)

Apps on Secondary and Hybrid Stores by store



3. Blacklisted Mobile Apps by Store Type:
 - a. Secondary: 34
 - b. Hybrid: 1
 - c. Official: 2

Facts and Figures at a Glance

Data is from [Johns Hopkins Coronavirus Resource Center](#).

Global

Total Cases: 4,210,074
Total Fatalities: 286,940
Countries w/ Confirmed Cases: 187

U.S.

Total Tests Conducted: 9,382,235
Total Cases: 1,351,200
Total Fatalities: 80,706
Jurisdictions Reporting Cases: 54 (50 states, District of Columbia, Puerto Rico, Guam, and U.S. Virgin Islands)

Highest COVID-19 Case Count: U.S.

States

1. New York: 337,055
2. New Jersey: 140,206
3. Illinois: 79,007

Counties

1. New York City (NY): 185,357
2. Cook County (IL): 53,381
3. Nassau County (NY): 38,337
4. Suffolk County (NY): 36,911
5. Los Angeles County (CA): 32,269
6. Westchester County (NY): 31,384
7. Philadelphia County (PA): 18,313
8. Wayne County (MI): 18,194
9. Hudson County (NJ): 17,801
10. Middlesex (MA): 17,774

Stay-At-Home/Shelter-In-Place Orders

Note: States followed by an asterisk (*) have allowed their orders to expire. Please see the updated link for each state including restrictions following the expiration of stay-at-home orders.

State	Start	End	State	Start	End
California	03/19	TBD	Montana*	03/28	04/24
Illinois	03/21	05/30	Rhode Island*	03/28	05/08
New Jersey	03/21	TBD	Alaska*	03/28	04/21
New York	03/22	05/15	Kansas*	03/30	05/03
Connecticut	03/23	05/20	North Carolina*	03/30	05/08
Kentucky	03/23	TBD	Maryland	03/30	TBD
Louisiana	03/23	05/15	Virginia	03/30	06/10
Ohio	03/23	05/29	Arizona	03/31	05/15
Oregon	03/23	TBD	Tennessee*	03/31	04/30
Washington	03/23	05/31	Washington, DC	04/01	05/15
Delaware	03/24	05/15	Nevada	04/01	05/15
Indiana*	03/24	05/01	Pennsylvania	04/01	06/04
Michigan	03/24	05/15	Oklahoma*	04/01	04/30
New Mexico	03/24	05/15	Texas*	04/02	04/30
Massachusetts	03/24	05/18	Maine	04/02	05/31
West Virginia	03/24	TBD	Florida*	04/03	05/04
Hawaii	03/25	05/31	Georgia*	04/03	04/30
Wisconsin	03/25	05/26	Mississippi*	04/03	04/27
Vermont	03/25	05/15	Alabama*	04/04	04/30
Idaho*	03/25	04/30	Missouri*	04/06	05/03
Colorado*	03/26	04/26	South Carolina	04/07	TBD
Minnesota	03/27	05/18			
New Hampshire	03/27	05/31			

Governmental Guidance

State & Local Governments

California

As of 05/12/2020, California has 69,347 confirmed cases of COVID-19 and 2,779 fatalities. Today, Governor Gavin Newsom is [expected](#) to provide more details of what is required before his plan to reopen California's economy reaches restaurant dining rooms.

Illinois

As of 05/12/2020, Illinois has 79,007 confirmed cases of COVID-19 and 3,459 fatalities. Governor J.B. Pritzker [announced](#) Monday that modelling data now indicates the state's timeframe of plateauing near a peak has been expanded to mid-June. Originally, state officials had hoped to hit a peak in April, but that timeline has now been broadened due to new modeling data.

New York

As of 05/12/2020, New York has 337,055 confirmed cases of COVID-19 and 26,988 fatalities. Governor Andrew Cuomo [announced](#) Monday that there are now 93 cases of Pediatric Multi-System Inflammatory Syndrome, a mysterious illness with symptoms similar to Kawasaki Disease that is believed to be related to COVID-19, in New York.

Texas

As of 05/12/2020, Texas has 40,590 confirmed cases of COVID-19 and 1,118 fatalities. [A new model](#) from the University of Texas predicts the state hit its peak on April 26. The model uses mobile phone location data to see how social-distancing has impacted people's movement.

Washington, DC

As of 05/12/2020, the Washington, D.C. region has a total of 64,832 confirmed cases of COVID-19, with 33,373 in Maryland, 25,070 in Virginia, and 6,389 in the District of Columbia. Maryland has 1,756 fatalities, Virginia has 891 fatalities, and the District of Columbia has 336 fatalities. Governor Ralph Northam [confirmed](#) Monday that he expects to hold Northern Virginia out of the gradual, "phase one" reopening of the rest of the state later this week. Of nearly 1,000 new coronavirus infections reported in the state Monday, almost three-quarters of them were clustered in Northern Virginia, which account for about 40 percent of the state's population.

End Report